

## Hooked on Phonics® Learn to Read Minibook Activity

Print out these pages (in color or black and white) to make a **Learn to Read** minibook. This activity helps children practice reading and writing skills.

### Instructions

1. Print out all of these pages.
2. Cut each page in half by cutting on the dotted line.
3. Stack all of the pages together with the cover on the front, followed by page 1, page 2, etc., until all of the pages are in order. Do not include these instructions.
4. Staple along the left side of the pages.
5. Finish the book by tracing all of the words with dotted lines.
6. Color all of the pages.

*Now you are ready to read your new Hooked on Phonics Learn to Read minibook!*

### Readability Note


Your child has learned at least 80% of the words in this story. Reading specialists and teachers recommend that children read text that is not too difficult yet is challenging enough to expand their reading skills. A book is easily readable when a child is able to read 90 to 100% of the words in a book without help. At 80% readability, a child can still easily read most of the text in a book; however, he is also challenged to decode words he hasn't encountered before.



Learn to Read

# Rocket Dog






The dogs all cheer!

---




Rocket Dog has no fear. He blasts off!



Rocket Dog steers and steers.  
He is nearing Mars.

---



Rocket Dog shows no fear.


5




Rocket Dog made it to Mars! Let's cheer!

---

6



A green man greets him.  
He has big ears too!



The green man speaks.  
"I like your ears!"

---



"I like your ears too!" says Rocket Dog.